

LIFE/work balance

CLASSROOM *Secrets*

#LIFEworkbalance

We have started a #LIFEworkbalance campaign and we need your help to complete our LIFE/work balance survey.

We hope to publish the results soon, so please give 15 minutes of your time to help us get a true picture of school life.

Want to be a part of this campaign? Take the [survey](#) on our website and share it with your colleagues!

Year 3 – Summer Block 3 – Properties of Shape – Right Angles in Shapes

About This Resource:

This PowerPoint has been designed to support your teaching of this small step. It includes a starter activity and an example of each question from the Varied Fluency and Reasoning and Problem Solving resources also provided in this pack. You can choose to work through all examples provided or a selection of them depending on the needs of your class.

National Curriculum Objectives:

Mathematics Year 3: (3G4a) [Recognise angles as a property of shape or a description of a turn](#)

Mathematics Year 3: (3G4b) [Identify right angles, recognise that two right angles make a half-turn, three make three quarters of a turn and four a complete turn; identify whether angles are greater than or less than a right angle](#)


More [Year 3 Properties of Shapes](#) resources.

Did you like this resource? Don't forget to [review](#) it on our website.

Step 2: Right Angles in Shapes


Introduction

Look around your classroom.
Name some objects that have a right angle in them.



Introduction

Look around your classroom.
Name some objects that have a right angle in them.



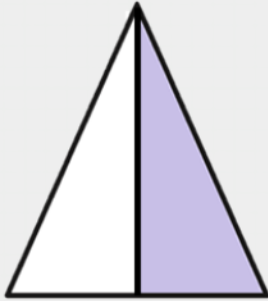
Example answers:

Door frames, windowsills, shelves, book covers, walls.

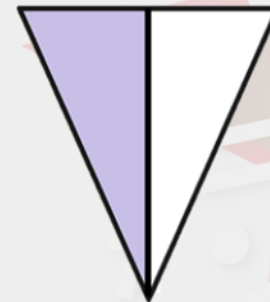
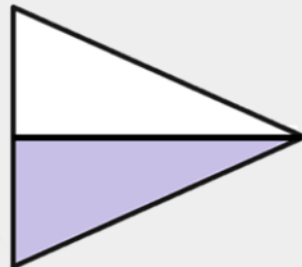
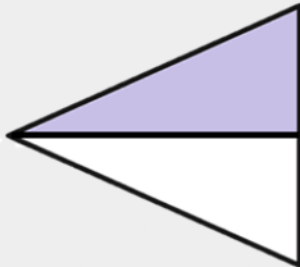
Varied Fluency 1

Tick the shape that has turned one right angle anti-clockwise.

Start:



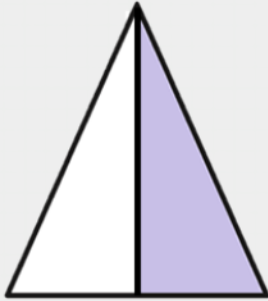
Finish:



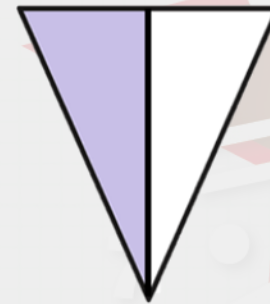
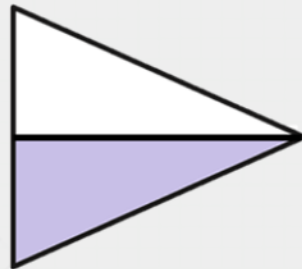
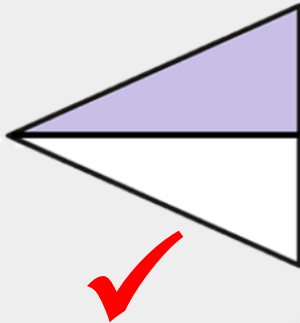
Varied Fluency 1

Tick the shape that has turned one right angle anti-clockwise.

Start:






Finish:




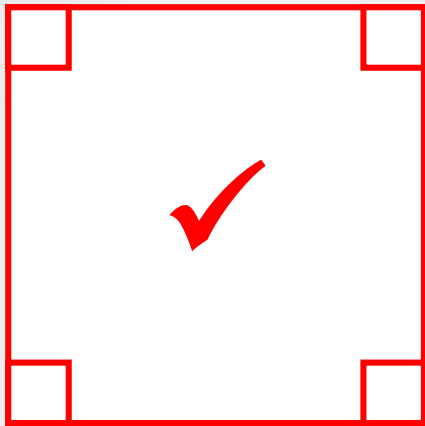
Varied Fluency 2

Tick any shapes that contain right angles.





Varied Fluency 2

Tick any shapes that contain right angles.




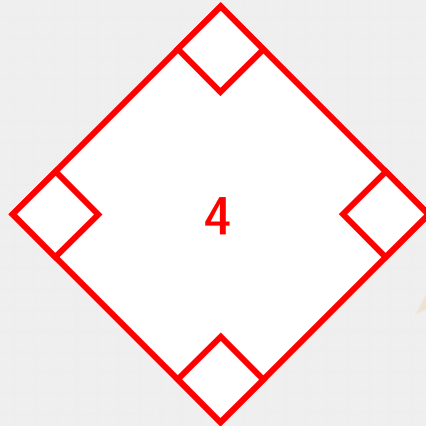
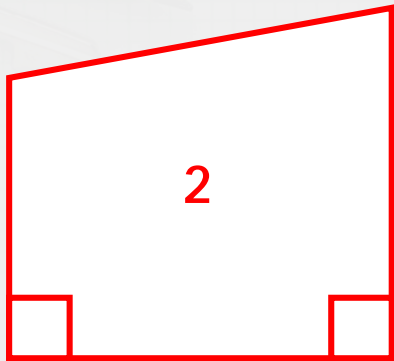
Varied Fluency 3

How many right angles are in each shape?



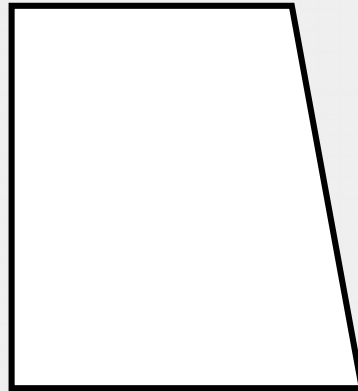
Varied Fluency 3

How many right angles are in each shape?



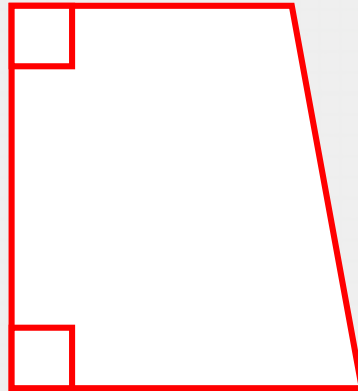
Varied Fluency 4

This shape has 2 right angles. True or false?



Varied Fluency 4

This shape has 2 right angles. True or false?



True

Problem Solving 1

Match the statements to the correct shape.



Courtney

My shape has half the number of right angles as Sam's shape.




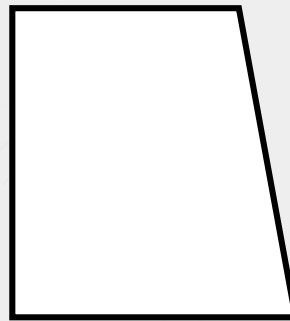
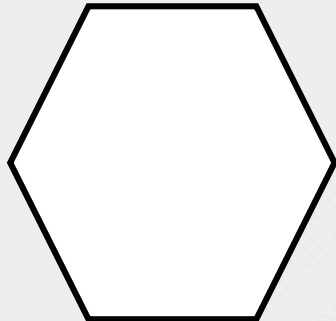
Sam

My shape has enough right angles to complete 1 full turn.



Lila

Sam's shape has four more right angles than mine.




Problem Solving 1

Match the statements to the correct shape.



Courtney

My shape has half the number of right angles as Sam's shape.



Sam

My shape has enough right angles to complete 1 full turn.



Lila


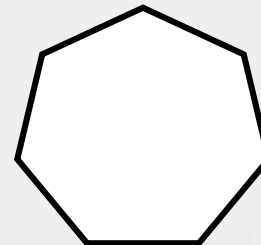

Sam's shape has four more right angles than mine.



Problem Solving 2

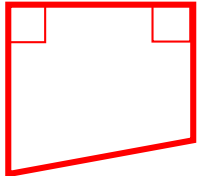

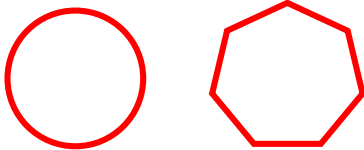
Sort the shapes into the Carroll Diagram.

	Has fewer than 3 right angles	Has 3 or more right angles
Has at least 4 sides		
Does not have 4 sides		



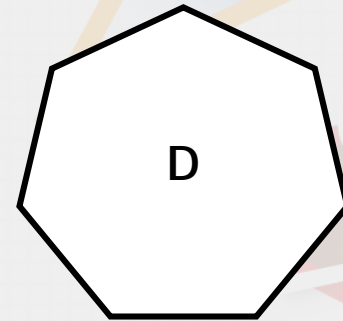
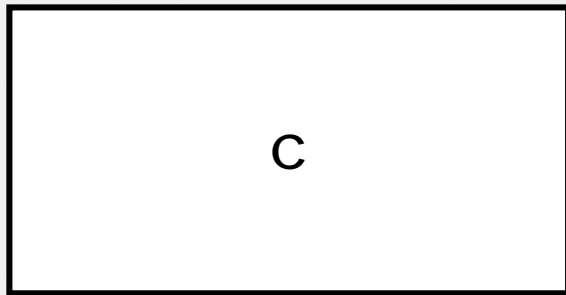

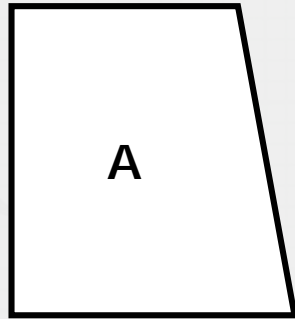
Problem Solving 2

Sort the shapes into the Carroll Diagram.

	Has fewer than 3 right angles	Has 3 or more right angles
Has at least 4 sides		
Does not have 4 sides		

Reasoning 1



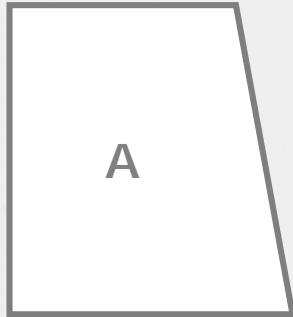
Which shape is the odd one out?



Explain why.

Reasoning 1

Which shape is the odd one out?

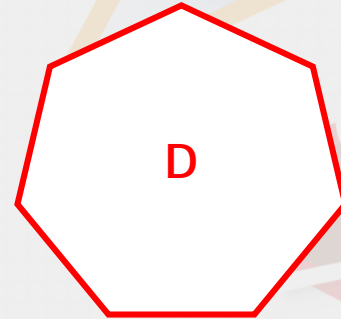

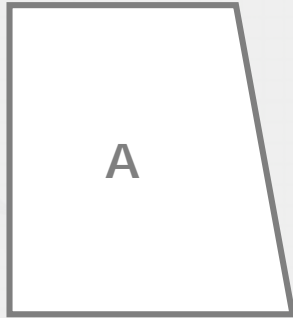


Explain why.

D is the odd one out because ...

Reasoning 1

Which shape is the odd one out?



Example answer:

Explain why.

D is the odd one out because it is the only shape without right angles.