



BUILDING SKILLS



Learning Objective

To develop understanding and use of adverbs.

Key Words

Effect

Describe



Starter

Adjectives

Adverbs



angrily

clumsily

deftly

deft

yesterday

beautiful

stupid

beautifully

stupidly

angry

clumsy

MAIN TASK


Complete the three worksheets which will help you build your adverb skills.



Level 3

Level 2

Level 1




3. The red sheet develops use of **adverbs** in descriptive sentences.

2. The **yellow** sheet helps you understand how they affect the meaning of your writing.

1. The **green** sheet helps you develop understanding of adverbs.

Level 1



Underline the adverb, then write down what the adverb is telling you. Is it telling you **how / how long / when / where...**?


Does the adverb tell you *anything else*...?

2. The girl ate noisily.



The adverb tells me how the girl ate. It also tells me that she might be really hungry as she isn't eating politely.

Level 2




Underline the adverb in each sentence. Then rewrite each sentence and change the adverb so that you completely change the meaning of the sentence.

1. The man looked angrily at his son.

The man looked *proudly* at his son.



Level 3




A) Add an appropriate adverb to the sentences below.

1. _____ ducking out of the way, I managed to avoid her glare.



Level 3



B) Now use an adverb with a verb (and any other language you feel appropriate) to complete these sentences. Aim to make them as descriptive as possible.

Flying frantically,

Racing madly against
the clock,


Reacting quickly to
the storm,

the pilot made it on
time.



EXTENSION

Write a paragraph description of one of the images below. Try to include 5 adverbs. Underline them when you finish.



Plenary

1. What is an adverb?
2. How can adverbs affect the meaning of language?
3. How can adverbs help your descriptive writing?

